

Pattern

Tumble Coco



Crocheted in Go handmade's Soft Bamboo "double": 70% Bamboo/23% Cotton/7% Acrylic, 50 g/115, and in Go handmade's Teddy: 100% Polyester, 50 g/65 m.



Tumble ball
in the body



YARN USAGE

Teddy: 50 g

Soft Bamboo "double": 50 g

Gauge (Soft Bamboo): 25 dc/10 cm

MATERIALS

Tumble ball: 7,5 x 6 cm

Filling, Nose: 12 mm, Eyes: 7 mm

Crochet hook (Soft Bamboo):

2,5 - 3,0 mm

Crochet hook (Teddy): 4,0 - 4,5 mm

Go handmade

quality design in a unique style

www.gohandmade.net
© 2022

Go handmade
quality design in a unique style

CROCHET & KNITTING

Safe handling and assembling

CONCERNING:

- The baby bed
- The pram
- Buttons and strings
- Pacifier chains
- Play area on the floor
- Activity figures
- Animals and sensory toys
- Tow carts
- Knitting/crochet tightness
- Our experience
- EN 71



YARN USAGE

Tumble Coco: H14 cm
Teddy: 50 g
Soft Bamboo "double": 50 g

MATERIALS

Tumble ball: 7,5 x 6 cm
Filling
Nose: 12 mm
Safety eyes: 7 mm
Crochet hook (Soft Bamboo): 2,5 - 3,0 mm
Crochet hook (Teddy): 4,0 - 4,5 mm

Gauge (Soft Bamboo): 25 dc/10 cm

The given amounts of yarn are for guidance only.

**If nothing else is specified, work in spiral rounds.
To finish the work, join the round with a sl st.
Leave a 20 cm length of yarn and cut. Pull the
yarn through the stitch.**

REQUIRED MOUNTING STEPS

Eyes in yarn projects (0-3 years)

For projects for children 0-3 years:
Mounting of eyes requires melting of
end pieces and special stitching.

Full instructions at:
www.gohandmade.net
and video on YouTube
(Scan QR code)



ABBREVIATIONS AND DEFINITIONS

st(s)	Stitch(es)
mr	Magic ring
ch	Chain stitch
sl st	Slip stitch
dc	Double crochet
1 dc inc	Increase (2 dc in one st)
2 dc tog	Decrease (2 dc worked together)
* ... *	The instructions shown between these stars must be repeated for the whole round/row or with the number indicated after x.
(..)	At the end of the round/row - indicates the total number of stitches.

Soft Bamboo "double"



The yarn contains all of 70% of bamboo, which gives the yarn the softest experience and a special lightness. Comfortable to the skin, it makes it also very childfriendly. The texture is silky with a beautiful drape.

70% Bamboo/23% Cotton/7% Acrylic, 50 g/115 m.

Teddy

Soft like a dream and a yarn many have been longing for, to be used for knitting and crocheting baby ware, teddies and blankets. A "fluffy" yarn, that doesn't require any special techniques or stitches to get a nice and chunky result.

100% Polyester, 50 g/65 m.

Machine washing 40 °C



Go handmade
quality design in a unique style

TUMBLE COCO

HEAD (SOFT BAMBOO)

- | | | |
|-----------|------------------------------------|------|
| 1.) | mr with 6 dc | (6) |
| 2.) | *2 dc in each st* | (12) |
| 3.) | *1 dc in next st, 2 dc in next st* | (18) |
| 4.) | *2 dc, 2 dc in next st* | (24) |
| 5.) | *3 dc, 2 dc in next st* | (30) |
| 6.) | *4 dc, 2 dc in next st* | (36) |
| 7.) | *5 dc, 2 dc in next st* | (42) |
| 8. - 14.) | 42 dc | (42) |

Insert the eyes between rows 12 & 13 with a distance of 6 sts in between.

- | | | |
|------|------------------|------|
| 15.) | *5 dc, 2 dc tog* | (36) |
| 16.) | *4 dc, 2 dc tog* | (30) |
| 17.) | *3 dc, 2 dc tog* | (24) |
| 18.) | *2 dc, 2 dc tog* | (18) |
| 19.) | *1 dc, 2 dc tog* | (12) |
| 20.) | *2 dc tog* | (6) |

Add Filling into the head.

Shape the eye sockets:

With Soft Bamboo "double" thread a needle with approx. 25 cm yarn.

Put the needle in from under the chin and out at the side of the eye.



Guide the thread around some stitches by the eye and then back out under the chin. Tighten the yarn to form the hollow around the eye, tighten the yarn through a few stitches under the chin.

The hollow for the eye is now completed.

Should you want the hollow deeper the process can be repeated and a stitch added towards the top of the eye.

Repeat the process for the other eye.

See illustration.



SNOUT (SOFT BAMBOO)

- | | | |
|-----|--|------|
| 1.) | Work 5 ch, 2 dc into the 2nd ch from the hook, 2 dc, 3 dc into the last ch. Continue on the other side of the length of 3 dc | (10) |
| 2.) | 1 dc, 2 dc in next st, 2 dc, 2 dc in next st, 1 dc, 2 dc in next st, 2 dc, 2 dc in next st | (14) |
| 3.) | 2 dc, 2 dc in next st, 3 dc, 2 dc in next st, 2 dc, 2 dc in next st, 3 dc, 2 dc in next st | (18) |
| 4.) | 2 dc in next st, 8 dc, 2 dc in next st, 8 dc | (20) |

Attach the nose in the middle of the snout.

Fill the snout with Filling.

Use the yarn end to sew the snout onto the head.

EARS (SOFT BAMBOO & TEDDY, 2 X)

Start with Soft Bamboo "double":

1.) mr with 5 dc (5)

Do not close the ring.

Turn your work, crochet in rows from here on.

2.) *1 ch, 2 dc in each st* (10)

Change to Teddy:

3.) *1 ch, 1 dc in next st,
2 dc in next st* (15)

Use the yarn end to sew the ears onto the head.

BODY (TEDDY)

Bottom piece:

1.) mr with 6 dc (6)

2.) *1 dc inc* (12)

3.) *1 dc, 1 dc inc* (18)

4.) *2 dc, 1 dc inc* (24)

5.-8.) 24 dc (24)

Top piece:

1.) mr with 6 dc (6)

2.) *1 dc inc* (12)

3.) *1 dc, 1 dc inc* (18)



4.) *2 dc, 1 dc inc* (24)

5.-10.) 24 dc (24)

Assembling:

Note that both the bottom and top pieces must be close to the Tumble ball and therefore it should be a little tight to get the tumble ball in. The two pieces are sewn together with the Tumble ball inside.

The head is sewn on top of the body (Tumble ball).



ARMS (SOFT BAMBOO, 2 X)

1.)	mr with 6 dc	(6)
2.)	*2 dc in each st*	(12)
3. - 5.)	12 dc	(12)
6.)	*2 dc, 2 dc tog*	(9)
7. - 11.)	9 dc	(9)
12.)	7 dc, 2 dc tog	(8)
13.)	8 dc	(8)
14.)	6 dc, 2 dc tog	(7)
15.)	7 dc	(7)

Fill the arms with Filling.

Use the yarn end to sew the arms onto the body.





Good to know

Hook Size + Tension

Crocheters crochet very differently: some crochet with a hook size 2,0 mm and obtain the same size of design and quality as a person who crochets with a hook size 4,0 mm. We owe this knowledge to the team of crocheters who join us.

The key to crochet a specific size is a lot about the crochet style/hands/skills, rather than the size of hook. Therefore, we will recommend a range of hook sizes.



Go handmade

quality design in a unique style