

Pattern Dreamcatcher



Crochet in Go handmade's Soft - a wonderfully soft and unique quality. The bamboo gives the softest experience and lightness, the cotton adds the firmness, and a little acrylic makes the yarn extra strong: 70% Bamboo/23% Cotton/7% Acrylic, 50 g/180 m.



YARN QUANTITY

Crochet with double thread


Ø 30 cm or 25 cm 100 g

Ø 20 cm or 15 cm 50 g

MATERIAL

Metal rings – Beads

Crochet hook 3,0 – 3,5 mm



Go handmade
quality design in a unique style

www.gohandmade.net
© 2020

ABBREVIATIONS AND DEFINITIONS

cr	Centre ring (2 ch, work the specified number of stitches into the second stitch from the hook)
ch	Chain stitch
sl st	Slip stitch
dc	Double crochet
tr	Treble
chB	Chain stitch bow
chC	Chain stitch chain
...	The instructions shown in these brackets must be repeated for the whole round/row with the number indicated after x.

Feather part – in 3 sizes

Large: 7,5cm x 7,5cm

- yarn quantity: 102 pieces of 15cm.

Medium: 5,5cm x 5cm

- yarn quantity: 66 pieces of 15cm.

Small: 4,5cm x 4cm

- yarn quantity: 54 pieces of 15cm.

Chain section:

Start crocheting one chB around the ring. Then crochet a chC from the outermost/center point to the desired length, for example 25cm for the large feather. Cut the yarn approx. 10 cm from the crochet. Pull the end of the thread through the last stitch. Pull the thread, and the chain is completed. Put any wooden beads on the chain.

Feather part:

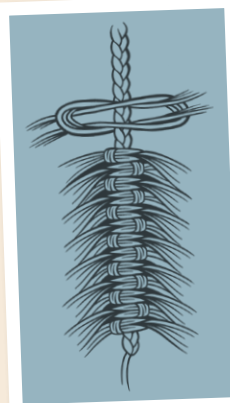
Cut pieces of yarn of approx. 15cm.

For the large one approx. 102 pieces of yarn are needed.

Yarn pieces are tied as ribbon knots around the chain

The ribbon knots can be started by placing them approx. 8 cm up from below on the chain. Fold 3 pieces in the middle and place them across under the chain. Fold another 3 pieces and place them opposite on top of the chain. Each bundle is pulled through the other's loop. One part of the feather is now finished. The process is repeated to the desired length of the feather. When all the pieces of yarn are tied, they are pushed into place at the bottom of the chain. The feather is then cut into shape.

Ø 30 cm



Ribbon knots

Dreamcatcher – in 4 sizes

Ø 30 cm: through round 10



Ø 25 cm: through round 9

Ø 20 cm: through round 7

Ø 15 cm: through round 6

The last round of "chB" is crocheted around the metal ring.


- 1.) cr with 3 ch, 15 tr, 1 sl st.
- 2.) 4 ch, *1 tr, 1 ch* x 15, 1 sl st in 1st tr.
- 3.) 1 sl st, 8 ch, 1 tr in chB, *5 ch, 1 tr in chB* x 14, 5 ch, 1 sl st in 1st tr.
- 4.) 2 sl st, *7 ch, 1 dc around chB* x 14, 5 ch, 1 sl st in 1st dc.
- 5.) 2 sl st, *9 ch, 1 dc around chB* x 14, 9 ch, 1 sl st in 1st dc.
- 6.) 3 sl st, 3 ch, 4 tr, *3 ch, 5 tr in each chB* x 14, 3 ch, 1 sl st in 3rd ch.
- 7.) 4 sl st, 3 ch, 2 tr in first chB, *5 ch + 3 tr in each chB* x 14, 5 ch, 1 sl st in 3rd ch.
- 8.) 3 sl st, 3 ch, 2 tr, 3 ch, 3 tr in chB, *3 ch, 3 tr, 3 ch, 3 tr* x 15, 3 ch, 1 sl st in 3rd ch.
- 9.) 3 sl st, 3 ch, 4 tr in chB, *3 ch, 5 tr in each chB* x 31, 3 ch, 1 sl st in 3rd ch.
- 10.) 4 sl st, 3 ch, 4 tr in chB, *8 ch, 5 tr in each chB* x 31, 5 ch, 1 sl st in 3rd ch.



Good to know

Hook Size + Tension

Crocheters crochet very differently: some crochet with a hook size 2,0 mm and obtain the same size of design and quality as a person who crochets with a hook size 4,0 mm. We owe this knowledge to the team of crocheters who join us. The key to crochet a specific size is a lot about the crochet style/hands/skills, rather than the size of hook. Therefore, we will recommend a range of hook sizes.



Go handmade
quality design in a unique style