

Pattern

Baskets for the crib

MATERIALS

Base small basket: 18,5 x 8 cm

Base big basket: 21 x 8 cm

Wooden Buttons: 20 mm

Crochet Hook: 4,0 - 4,5 mm

Gauge:

18 htr x 12 rnd = 10 x 10 cm

YARN USAGE

Small basket: H 18 cm: 150 g

Big basket: H 22 cm: 150 g



Crochet with Go handmades Happy Chunky "fine"
- a wonderfully soft and top-quality chenille yarn:
100% Polyester, 50 g/65 m.



Go handmade
quality design in a unique style

www.gohandmade.net
© 2022

YARN USAGE

| | |
|-----------------------|-------|
| Small basket: H 18 cm | |
| Happy Chunky "Fine" | 150 g |
| Big basket: H 22 cm | |
| Happy Chunky "Fine" | 150 g |

MATERIALS

Base small basket: 18,5 x 8 cm
Base big basket: 21 x 8 cm
Wooden Buttons: 20 mm
Crochet Hook: 4,0 - 4,5 mm

Gauge:

18 htr x 12 rnds = 10 x 10 cm

The given amounts are for guidance only.

ABBREVIATIONS AND DEFINITIONS

| | |
|--------|---|
| st(s) | Stitch(es) |
| sl st | Slip stitch |
| ch | Chain |
| dc | Double Crochet |
| bl | Back loop |
| htr | Half treble |
| rnd(s) | Round(s) |
| (..) | At the end of the round/row - indicates the total number of stitches for the 2 sizes. |

If nothing else is specified, work in spiral rounds. To finish the work, join the round with an sl st. Leave a 20 cm length of yarn and cut. Pull the yarn through the stitch.

Happy Chunky "fine"

- a top quality Chenille yarn

Happy Chunky "fine" is an extraordinarily soft and plump Chenille yarn with firm shape stability - an accomplished top quality yarn.

It is perfect for many projects - baskets, pillows, rugs, yes, all kinds of home interior items.

And of course, the Chenille structure in particular is ideal for baby sensory toys.
Kids will love it for its softness.

Recommended machine wash at 40° C.

100% Polyester, 50 g/65 m.

Go handmade
quality design in a unique style





Baskets with PU leather base

Sizes: 18,5 x 8 cm (21 x 8 cm)

The Basket:

- | | | |
|-----|--|---------|
| 1.) | Start in a random hole on one of the long sides. Crochet 2 dc in each hole on the long sides and 3 dc in each of the 7 holes on the short sides. | 82 (90) |
| 2.) | 82 (90) htr in bl | 82 (90) |
| 3.) | 82 (90) htr in 20 (23) rounds | 82 (90) |

NB! Do not cut the yarn – the basket and the straps are made in one piece.



UK

Straps:

The straps are made a few cm in on the backside – see the picture.

The straps are shaped by making a chain and then crocheting back in the chain sts.
Continue crocheting htr on the basket until you reach where the next strap is placed.
There are 22 (24) sts between the straps.

Crochet htr to where the first strap should be.

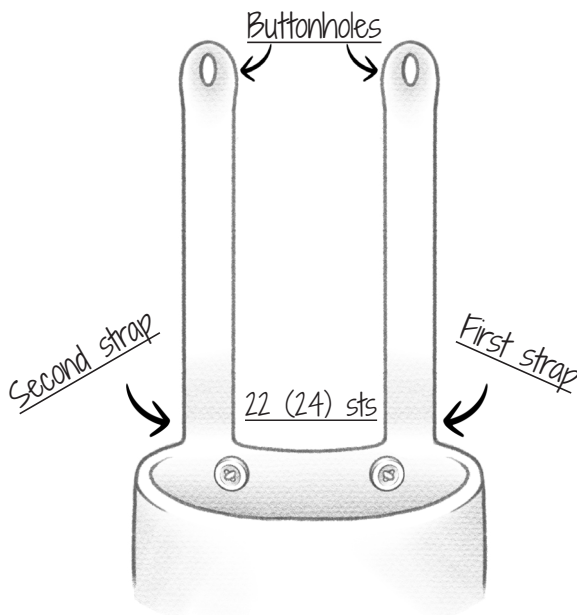
- 1.) Chain 40, in the sixth chain from the hook, 1 htr. (35)
Crochet htr to the end of the rnd 22 (24)
- 2.) 22 (24) htr on the basket
- 3.) Chain 40, in the sixth chain from the hook, 1 htr. (35)
Crochet htr to the end of the rnd

Crochet htr till you reach the start of the rnd.

- 4.) 1 dc in every st, at the top of the straps, crochet 5 dc in the chain space (the 5 dc creates the button hole), finish off with an sl st in the first st of the rnd 232 (240)

Cut the yarn and weave in the ends.

Sew the wooden buttons on the inner side of the basket – see picture.





UK

Good to know

Hook Size + Tension

Crocheters crochet very differently: some crochet with a hook size 2,0 mm and obtain the same size of design and quality as a person who crochets with a hook size 4,0 mm. We owe this knowledge to the team of crocheters who join us.

The key to crochet a specific size is a lot about the crochet style/hands/skills, rather than the size of hook. Therefore, we will recommend a range of hook sizes.



Go handmade
quality design in a unique style